



**vodafone**

# **Vodafone Mobile Broadband**

Release 10.0.201

## **ReadMe**

## Contents

<b>Summary</b> .....	3
<b>What is new in this release</b> .....	3
<b>Installation Notes</b> .....	3
<b>Determining which version is installed</b> .....	4
<b>Requirements</b> .....	4
<i>Supported operating systems</i> .....	4
<i>Supported Devices</i> .....	5
USB Modems.....	5
USB Sticks.....	5
ExpressCards .....	5
Router and Mobile Broadband Hotspot.....	6
PC Cards .....	6
Built-in Mobile Broadband Modules .....	7
Built-in Mobile Broadband Module device drivers .....	7
<b>Firmware</b> .....	8
Determining which firmware is installed .....	8
<b>Language &amp; Network Support</b> .....	9
<b>Removal Instructions</b> .....	10
Removing profile data .....	10
<b>Known Issues and Limitations</b> .....	11
<b>Version Information (Change Log)</b> .....	14
<b>Links</b> .....	14
<b>Trademarks</b> .....	14

## Summary

Software Name: Vodafone Mobile Broadband  
Version: 10.0.201.23143 RP111B  
Issue date: June 2010

The Vodafone Mobile Broadband application is designed specifically for use with the range of Vodafone Mobile Broadband USB sticks, Hotspots and Built-in modules.

**This ReadMe is intended for the full variant of Vodafone Mobile Broadband 10.0.201, and does not address specific information on Vodafone Mobile Broadband Lite.**

## What is new in this release

- New user interface
- ABC Setup Assistant
- Support for Vodafone K3805-Z
- Support for Vodafone K3570-Z and K3571-Z
- Bug fixes and stability improvements

New features for corporate enterprises:

- Enhanced support for VPN clients

## Installation Notes

- If your computer runs without problems now, it may not be necessary to update the software. To determine if you should update the software, refer to the version Information section.
- For deployment in corporate environments please refer to the Vodafone Mobile Broadband *Standard Install Guide* and *Enterprise Install Guide*.

## Determining which version is installed

- 1) Start Vodafone Mobile Broadband
- 2) From the Menu bar click on <Help>
- 3) Click on <About Vodafone Mobile Broadband>
- 4) Details window will be displayed
- 5) Check the "Version"

## Requirements

### *Supported operating systems*

Operating System	Required Service Pack & Patches*
Windows 7 32- and 64-bit editions (Home Basic, Home Premium, Professional, Enterprise and Ultimate)	<ul style="list-style-type: none"> <li>• No dependencies</li> </ul>
Windows Vista 32- and 64-bit editions (Home Basic, Home Premium, Business, Enterprise and Ultimate)	<ul style="list-style-type: none"> <li>• No dependencies (SP2 is recommended)</li> </ul>
Windows XP (Home, Professional and Tablet Editions)	<ul style="list-style-type: none"> <li>• Service Pack 2 (SP3 is recommended)</li> <li>• Windows Installer 3.1</li> <li>• .Net Framework 2.0</li> <li>• Requirement for ABC: Microsoft Wireless LAN API (KB918997; also part of XP SP3)</li> <li>• Requirement for ABC: Microsoft Core XML Services (MSXML) 6.0</li> </ul>

\*Please refer to the 'Links' chapter for direct download links to the required service packs and patches.

Please note that this table only indicates the Operating System on which the Vodafone Mobile Broadband application works. The mobile devices supported by this version can be determined from the following tables.

## Supported Devices

### USB Modems

Device	Windows XP 32-bit	Windows Vista 32-bit	Windows Vista 64-bit	Windows 7 32-bit	Windows 7 64-bit	Windows 7 NDIS 6.2
Huawei E220	√	√	√	√	√	
Huawei E270	√	√	√	√	√	
Vodafone E272	√	√	√	√	√	
Option GI0301	√	√	√	√	√	

### USB Sticks

Device	Windows XP 32-bit	Windows Vista 32-bit	Windows Vista 64-bit	Windows 7 32-bit	Windows 7 64-bit	Windows 7 NDIS 6.2
Novatel Wireless MC950D	√	√	√	√	√	
Vodafone E172	√	√	√	√	√	
Vodafone K2540	√	√	√	√	√	
Vodafone K3520	√	√	√	√	√	
Vodafone K3520-Z	√	√	√	√	√	
Vodafone K3565	√	√	√	√	√	
Vodafone K3565-Z	√	√	√	√	√	
Vodafone K3570-Z	√	√	√	√	√	√
Vodafone K3571-Z	√	√	√	√	√	√
Vodafone K3715	√	√	√	√	√	
Vodafone K3760	√	√	√	√	√	
Vodafone K3765	√	√	√	√	√	
Vodafone K3765-Z	√	√	√	√	√	
Vodafone K3805-Z	√	√	√	√	√	√
Vodafone K4505	√	√	√	√	√	√
Vodafone K4505-Z	√	√	√	√	√	√

### ExpressCards

Device	Windows XP 32-bit	Windows Vista 32-bit	Windows Vista 64-bit	Windows 7 32-bit	Windows 7 64-bit	Windows 7 NDIS 6.2
Huawei E870	√	√	√	√	√	
Novatel Wireless XU870	√	√	√	√	√	
Novatel Wireless X950D	√	√	√	√	√	
Option Etna Express (GE0301)	√	√	√	√	√	
Option Fuji Express (GE0201)	√	√	√	√	√	
Vodafone E3730	√	√	√	√	√	
Vodafone E3735	√	√	√	√	√	

## Router and Mobile Broadband Hotspot

Device	Windows XP 32-bit	Windows Vista 32-bit	Windows Vista 64-bit	Windows 7 32-bit	Windows 7 64-bit	Windows 7 NDIS 6.2
Vodafone MiFi 2352	√	√	√	√	√	
Vodafone B970	√	√	√	√	√	

## PC Cards

Device	Windows XP 32-bit	Windows Vista 32-bit	Windows Vista 64-bit	Windows 7 32-bit	Windows 7 64-bit	Windows 7 NDIS 6.2
Option GT Ricola (RC)	√	√	X	√	X	
Option GT Nozomi (NZ)	√	√	√	√	√	
Option GT 3G Quad (QL)	√	√	X	√	X	
Option Fuji Lite (FM)	√	√	√	√	√	
Option Colt (CL)	√	√	√	√	√	
Huawei E618	√	√	√	√	√	
Huawei E620/E621	√	√	√	√	√	
Huawei E630	√	√	√	√	√	
Huawei E660A	√	√	√	√	√	
Novatel U740	√	√	√	√	√	
Novatel U630	√	√	√	√	√	

## Built-in Mobile Broadband Modules

Device	Windows XP 32-bit	Windows Vista 32-bit	Windows Vista 64-bit	Windows 7 32/64-bit	Windows 7 64-bit	Windows 7 NDIS 6.2
Dell 5505 (equals Novatel EU740)	√	√	√	√	√	
Dell 5520 (equals Novatel EU870)	√	√	√	√	√	
Dell 5530 (equals Ericsson F3507)	√	√	√	√	√	√
Dell 5540 (equals Ericsson F3607gw)	√	√	√	√	√	√
Dell 5620 (equals Qualcomm Gobi 2000)	√	√	√	√	√	√
Qualcomm Gobi 2000 (equals Dell 5620)	√	√	√	√	√	
HP hs2300 (equals MC8775)	√	√	√	√	√	
HP un2400 (equals Qualcomm UNDP-1)	√	√	√	√	√	
HP un2420 (equals Qualcomm Gobi 2000)	√	√	√	√	√	√
Huawei EM730V	√	√	√	√	√	
Huawei EM770W	√	√	√	√	√	√
Novatel EU740	√	√	√	√	√	
Novatel EU870	√	√	√	√	√	
Option GTM351	√	√	√	√	√	
Samsung Y3100	√	√	√	√	√	√
Samsung Y3300	√	√	√	√	√	√
Sierra Wireless MC8755	√	√	√	√	√	
Sierra Wireless MC8775	√	√	√	√	√	

## Built-in Mobile Broadband Module device drivers


Please note that the driver for your Built-in Mobile Broadband module is supplied by your notebook manufacturer. Installing the driver for this module is a prerequisite for installing the Vodafone Mobile Broadband application.

## ***Firmware***

- If the device is detected and works properly it is usually not necessary to update the firmware.
- A working installation of Vodafone Mobile Broadband on a computer is required to perform a firmware upgrade.
- We recommend contacting the support hotline in your country for instructions on firmware upgrades.

In case you would like to perform an upgrade of your Built-in Mobile Broadband module firmware, please contact your computer manufacturer for further instructions.

## **Determining which firmware is installed**

- 1) Start the Vodafone Mobile Broadband application
- 2) Go to <Advanced> view
- 3) Select <Diagnostics> in the  menu
- 4) The <Device> tab will show the "firmware version" of the device



## Language & Network Support

The following languages and mobile networks are supported with this software:

Supported Languages		
Azeri*	Estonian	Norwegian
Bulgarian	Finnish	Portuguese
Chinese (Hong Kong)	French	Romanian
Chinese (Taiwan)	French (Belgium)	Russian
Croatian	German	Slovenian
Czech	Greek	Spanish
Danish	Hungarian	Swedish
Dutch	Italian	Turkish
Dutch (Belgium)	Latvian	
English	Lithuanian	

\*See known issues

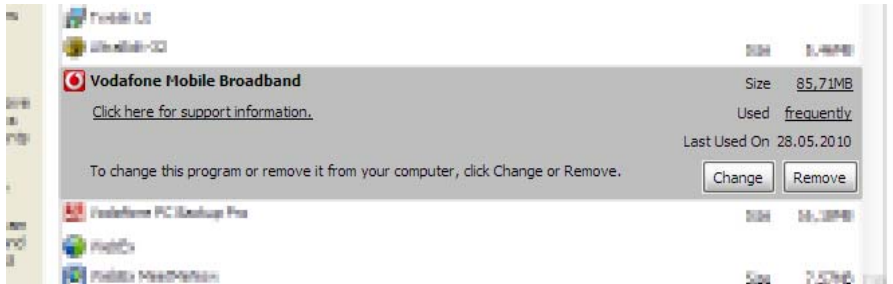
Supported Vodafone and Partner Networks		
A1 Austria	SmarTone Hong Kong	Vodafone Germany
Airtel Channel Islands	Swisscom Switzerland	Vodafone Ghana
Azerfon Azerbaijan	Tango Luxembourg	Vodafone Greece
Belgacom Belgium	TDC Denmark	Vodafone Hungary
Bite Latvia	TDC Norway	Vodafone Iceland
Bite Lithuania	TDC Sweden	Vodafone India
Celcom Malaysia	VIPnet Croatia	Vodafone Ireland
Chunghwa Taiwan	Vip Macedonia	Vodafone Italy
Cytamobile Cyprus	Vodacom Congo	Vodafone Malta
Dialog Sri Lanka	Vodacom Lesotho	Vodafone Netherlands
DU United Arab Emirates	Vodacom Mozambique	Vodafone New Zealand
Elisa Estonia	Vodacom South Africa	Vodafone Portugal
Elisa Finland	Vodacom Tanzania	Vodafone Qatar
Entel PCS Chile	Vodafone Albania	Vodafone Romania
M1 Singapore	Vodafone Australia	Vodafone Spain
M-Tel Bulgaria	Vodafone Czech Republic	Vodafone Turkey
SRR Réunion	Vodafone Egypt	Vodafone UK*
SFR France	Vodafone Fiji	Zain Bahrain
SiMobil Slovenia	Vodafone FO	

\*UK users please see chapter "Known Issues and Limitations"

## Removal Instructions

Windows XP:

- Open the Windows <Control Panel>
- Double-click <Add or Remove Programs> and select <Vodafone Mobile Broadband>
- Then click the <Remove> Button and follow the instructions on screen.



Windows Vista/7:

- Open the Windows <Control Panel>
- Double-click <Programs and Features>
- Right-click <Vodafone Mobile Broadband> and select <Uninstall>

## Removing profile data

To remove profile settings and user specific data please delete the data folder in the user profile. This will delete SMS and contact information, as well as device profiles.

**On Windows XP:**


- Please make sure that showing hidden files and folders is turned on in your folder options
- Open C:\Documents and Settings\%USERNAME%\Application Data\Vodafone\
- Delete the "Vodafone Mobile Broadband" Folder

**On Windows Vista and Windows 7:**

- Please make sure that showing hidden files and folders is turned on in your folder options
- Open C:\Users\%USERNAME%\AppData\Roaming\Vodafone\
- Delete the "Vodafone Mobile Broadband" folder

## Known Issues and Limitations

### Software:

- [100] This release contains wrong settings for Vodafone UK. A release with corrected settings for UK will be available soon.
- [041] Language Azeri can not be selected during installation. If you would like to use Azeri in the application, please select a different language for the installation and switch to Azeri afterwards using , <Options>, <Language>
- [001] Sometimes the application does not restart after a SIM from a different country has been inserted. Workaround: restart the application manually.
- [002] Some language elements in the application are bound to the SIM card. Example: if the SIM card is from SFR France, and the application language is English, some elements of the application will be shown in French language.
- [003] Issues related to Always Best Connected:
  - When a LAN cable is inserted while a WLAN connection is established and ABC is in manual mode, a balloon text will state that "A better WLAN connection is available".
  - With ABC in automatic mode, no disconnect progress bar is shown when a mobile connection is disconnected because a LAN cable is inserted.
- [004] The WLAN functionality within Vodafone Mobile Broadband cannot control Microsoft Windows Wireless Connection Manager.
- [005] Windows Vista and NDIS connections: when a NDIS connection is released and a new connection is set up, the following issues can occur:
  - A popup window is shown: "Duplicate name or IP is already found on the network". After closing the window normal operation can be resumed
  - A IP address "169.xxx.xxx.xxx", which is generated by Windows, is assigned. It is not possible to connect to the internet afterwards.To solve these issues, create a DWORD entry called "ArpRetryCount" in the Windows Registry at the following location:  
HKEY\_LOCAL\_MACHINE\SYSTEM\CurrentControlSet\Services\Tcpip\Parameters and set it to the value 0.
- [006] The network optimisation client is determined by the first selected operator, meaning an operator change doesn't install or uninstall the optimisation client. Workaround: If an optimisation client change is required, please uninstall and then re-install Vodafone Mobile Broadband.
- [007] The menu setting "Options / Standby" is not available on Windows Vista, eg. it is not possible to allow or prevent standby or hibernate.
- [008] In rare cases it is not possible to connect immediately after Vodafone Mobile Broadband has been installed and a data card is recognised. Workaround: restart Vodafone Mobile Broadband.

### General:

- [040] Windows 7 and NDIS 6.2 devices: it is not possible to enter the PUK. This is a Microsoft bug which will be fixed in Windows 7 Service Pack 1.
- [011] If the own number (MSISDN) cannot be accessed or found, a link to the relevant section of the Help file is displayed on the Help/Diagnostics window. Please select 'Device' on this page of the Help file to get further information on how to get the MSISDN.

- [012] The help file for Vodafone Mobile Broadband Lite contains only troubleshooting topics for all languages.
- [013] Vodafone Mobile Broadband does not support more than one attached device at the same time.
- [014] For some WLANs, automatic authentication is done as soon as the connection is established. This authentication needs some data from the SIM card. If the SIM card is inserted for the first time, there is a possibility that the data is not ready for successful authentication. Workaround: disconnect and connect again.
- [015] Automatic authentication which is done for some wireless LANs is dependent on the server side as well, and can last up to 30 seconds.

#### General device issues:

- [017] Contacts: Unicode is implemented but most of the devices do not support Unicode. Only Sierra Wireless, Motorola and LG devices support Unicode phonebooks. All other devices do not support them: Novatel Wireless, Option, Sony Ericsson, Seiko, Nokia 6282, Samsung, Rim and HTC.  
No phonebook import possible if contacts contain special Unicode characters.  
No phonebook export (add contacts) to SIM / device possible if contacts on SIM / device contain special Unicode characters.

#### Qualcomm devices:

- [039] The Gobi 2000 will show a cropped provider name.
- [038] Gobi 2000: manual DNS settings will be ignored for NDIS 6.2.
- [035] Gobi 2000 with UltraCard SIM: no connection is possible with firmware xx-3574. Solution: upgrade to firmware xx-3600.

#### Option devices:

- [037] The K3760 does not support NDIS 6.2 on Windows 7. This will be fixed in a firmware update.
- [019] Built-in Mobile Broadband modules from Option are sometimes switched off after resuming the computer from Standby. Workaround: restart the computer.
- The K3760 cannot be used after resuming from Standby or Hibernation. Also, when the device is removed from the computer and then plugged in again, it will not be recognised afterwards. Workaround: restart the computer.
- [022] Device selection doesn't work properly between two devices which are available at the same time.
- [016] Vodafone Mobile Broadband is not able to show the own phone number (in Help -> Diagnostics) if it is stored on the SIM for the following devices: Option GT Ricola, Option Colt.

#### Ericsson devices:

- [038] On Windows 7, the usage counter will not be reset after a disconnect and reconnect.
- [023] Contacts: Phonebook functionality issues with Ericsson devices when synchronizing contacts if a contact contains a backslash ("\").

#### Novatel Wireless devices:

- [024] The Novatel Wireless MiFi 2352 cannot be used after resuming from Standby or Hibernation. Workaround: remove the device from the computer, and plug it in again.
- [027] The Novatel Wireless MC950D does not support the "Check Balance" feature
- [025] Contacts & SMS: devices from Novatel Wireless only support 7-bit ASCII characters
- [029] Sometimes Novatel Wireless MC950D (with firmware 3.1) and X950D return RAS error 668 when trying to connect. To fix the problem, please update the firmware to the latest version.
- [022] Device selection doesn't work properly between two devices which are available at the same time.

#### Sierra Wireless devices:

- [030] Sierra Wireless MC8775: after successfully sending a SMS, an error message will be shown: "The following SMS could not be sent". The reason for this is that the device needs too much time to send SMS, which causes a timeout error. Please ignore the error message.
- [016] Vodafone Mobile Broadband is not able to show the own phone number (in Help -> Diagnostics) if it is stored on the SIM for the built-in modules Sierra Wireless MC8755 and MC8780.

#### ZTE devices:

- [036] The K3805-Z cannot send SMS with Turkish special characters
- [032] K2525: it is not possible to install Vodafone Mobile Broadband Lite on Windows 7.

#### RIM devices:

- [033] Restrictions for BlackBerry 9000:
  - The BlackBerry 9000 does not report when a SIM is not present. On the main screen, "Searching for network" is shown. On the Manage Devices screen, the device status is Active (green square). A workaround is to check the screen of the Blackberry, where the message "Please insert SIM" is shown.
  - The SIM PIN has to be unlocked on the BlackBerry handheld, and it cannot be enabled or disabled via Vodafone Mobile Broadband.
  - Network preference is not supported. In Vodafone Mobile Broadband, the network preference radio buttons are greyed out.
  - View Available Mobile Connections is not supported. Any attempt to change the network via Vodafone Mobile Broadband ends with an error.
  - The BlackBerry 9000 does not support access to WLAN hotspots via a triplet response.
  - USSD commands are not supported. This means that it is not possible to top up Prepay SIMs or view the balance via Vodafone Mobile Broadband. Also other functions that use USSD are not available via Vodafone Mobile Broadband.
  - All SMS/phonebook/contact features are not supported. Please use the BlackBerry handheld to add or delete phonebook entries, and for SMS.
  - The Blackberry 9000 does not report the Own Number, IMSI, IMEI, ICCID or Serial Number to Vodafone Mobile Broadband.

## Version Information (Change Log)

The following versions have been released to date.

Version	Changes
10.0.201	<ul style="list-style-type: none"> <li>• New user interface</li> <li>• Support for Vodafone K3805-Z</li> <li>• Support for Vodafone K3570-Z and K3571-Z</li> <li>• Bug fixes and stability improvements</li> </ul> New features for corporate enterprises: <ul style="list-style-type: none"> <li>• Enhanced support for VPN clients</li> </ul>

## Links

Download	Link
Windows XP Service Pack 3	<a href="http://www.microsoft.com/downloads/details.aspx?displaylang=en&amp;FamilyID=5b33b5a8-5e76-401f-be08-1e1555d4f3d4">http://www.microsoft.com/downloads/details.aspx?displaylang=en&amp;FamilyID=5b33b5a8-5e76-401f-be08-1e1555d4f3d4</a>
Windows Vista Service Pack 2 (32-bit editions)	<a href="http://www.microsoft.com/downloads/details.aspx?displaylang=en&amp;FamilyID=a4dd31d5-f907-4406-9012-a5c3199ea2b3">http://www.microsoft.com/downloads/details.aspx?displaylang=en&amp;FamilyID=a4dd31d5-f907-4406-9012-a5c3199ea2b3</a>
Windows Vista Service Pack 2 (64-bit editions)	<a href="http://www.microsoft.com/downloads/details.aspx?displaylang=en&amp;FamilyID=656c9d4a-55ec-4972-a0d7-b1a6fedf51a7">http://www.microsoft.com/downloads/details.aspx?displaylang=en&amp;FamilyID=656c9d4a-55ec-4972-a0d7-b1a6fedf51a7</a>
Windows Installer 4.5 for Windows XP and Vista	<a href="http://www.microsoft.com/downloads/details.aspx?displaylang=en&amp;FamilyID=5a58b56f-60b6-4412-95b9-54d056d6f9f4">http://www.microsoft.com/downloads/details.aspx?displaylang=en&amp;FamilyID=5a58b56f-60b6-4412-95b9-54d056d6f9f4</a>
MS .NET Framework 2.0	<a href="http://www.microsoft.com/downloads/details.aspx?FamilyID=0856each-4362-4b0d-8edd-aab15c5e04f5&amp;DisplayLang=en">http://www.microsoft.com/downloads/details.aspx?FamilyID=0856each-4362-4b0d-8edd-aab15c5e04f5&amp;DisplayLang=en</a>
Microsoft Wireless LAN API (KB918997); also part of Windows XP SP3	<a href="http://www.microsoft.com/downloads/details.aspx?displaylang=en&amp;FamilyID=52a43bab-dc4e-413f-ac71-158efd1ada50">http://www.microsoft.com/downloads/details.aspx?displaylang=en&amp;FamilyID=52a43bab-dc4e-413f-ac71-158efd1ada50</a>
Microsoft Core XML Services (MSXML) 6.0 SP1	<a href="http://www.microsoft.com/downloads/details.aspx?displaylang=en&amp;FamilyID=d21c292c-368b-4ce1-9dab-3e9827b70604">http://www.microsoft.com/downloads/details.aspx?displaylang=en&amp;FamilyID=d21c292c-368b-4ce1-9dab-3e9827b70604</a>

## Trademarks

© Vodafone Group 2010. Vodafone, the Vodafone logos and Vodafone Mobile Connect are trade marks of the Vodafone Group. Other product and company names mentioned herein may be the trade marks of their respective owners. The Vodafone Mobile Connect data card is the subject of a European Community Design Application No. 000093539. Microsoft, Windows and Windows NT are either registered trade marks or trade marks of

# Vodafone Mobile Broadband **ReadMe**



Microsoft Corporation in the United States and/or other countries. Mac and PowerBook are trade marks of Apple Inc., registered in the US and other countries.